

**All faucets are certified low lead compliant**

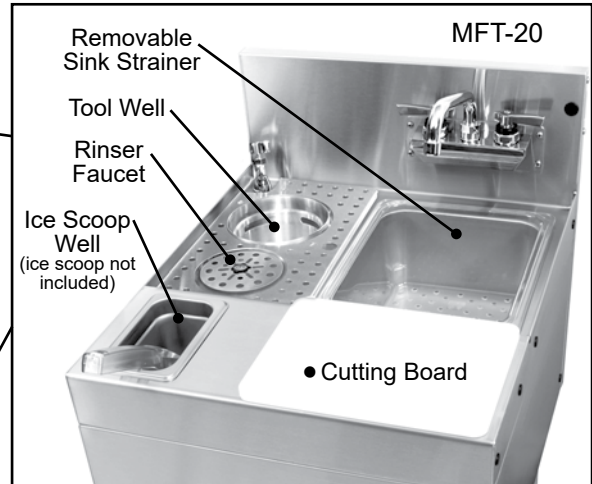
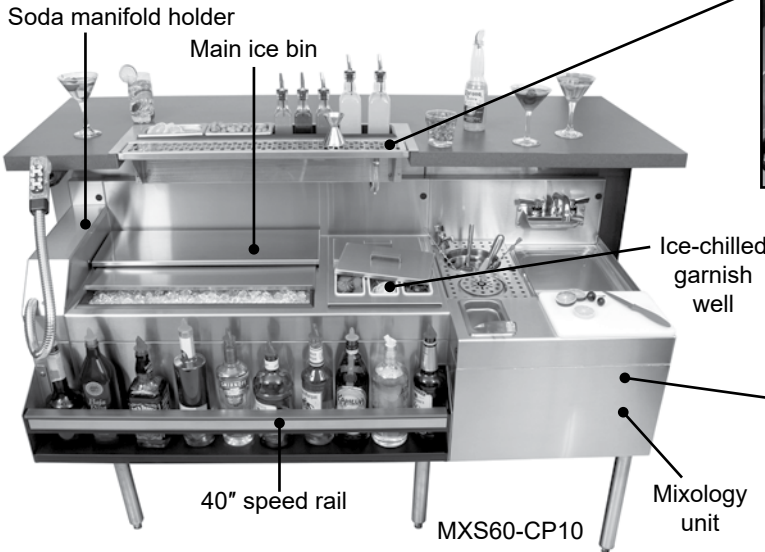
Mixology Stations include the following standard features:

- 4" soda manifold holder
- 24" main ice bin liner
- 12" garnish well
- Single speed rail
- 20" mixology unit

\*NOTE: Mixology stations are manufactured to order and are not returnable




Drop-in mixology drink rail  
(See next page for drop-in mixology wells)



### What is different about the 72" mixology station?

The MXS72-CP10 mixology station is 12" longer, because it also includes a 12" elixir bottle well.



### PRODUCT INFORMATION

(see MXS Spec Sheet for complete details)

### STANDARD FEATURES

- All stainless steel construction
- Complete line up is flush at 24" deep to match adjacent underbar
- The SMHA-4 soda manifold housing is designed to house the manifold of Wunder-Bar® or Schroeder America™ 8 to 14 button soda guns
- The garnish well and ice bin are foamed-in-place insulated and include a PVC plastic breaker strip around the liner to prevent thermal transfer so ice lasts longer
- The ice bin includes a built-in ten circuit cold plate, sliding stainless steel cover, and stainless steel ice bin divider
- The garnish well provides ice-chilled storage for six pint-size (16 oz.) condiment cups and includes two lift-off stainless steel covers
- A single speed rail is included
- The MFT-20 model mixology unit includes a push-down rinser faucet to rinse shaker cans, a lift-out perforated plastic sink strainer, a 6" diameter seamless welded draining dipper well and faucet for mixology tools, an 8" x 11" cutting board that is securely mounted but easily removable for cleaning, and an ice scoop well
- The MXS72-CP10 model also includes an elixir bottle well with BRM15 stainless steel rack to hold 15 elixir bottles (NOTE: Recommend Tablecraft 916 (16 oz.) or 9085 (8.5 oz.) olive oil bottles)

### MIXOLOGY STATION

MODEL	LIST	LENGTH	WEIGHT
MXS60-CP10	\$12,521	60"	279#
MXS72-CP10	\$14,278	72"	322#

### Rinser faucet installation notes:

- Important: Unit must be installed in conformance with applicable federal, state, and local plumbing codes, including adequate backflow when required.
- Must install backflow prevention device conforming to ANSI/ASSE 1022 or ANSI/ASSE 1024 to meet plumbing code (not included).
- Install in-line water regulator (included).
- A separate shut-off valve is recommended (not included).

**WARNING:** The plastic wet waste strainer included with this product can expose you to chemicals including Bisphenol A (BPA), which is known to the State of California to cause birth defects or other reproductive harm. For more information, go to [www.P65Warnings.ca.gov](http://www.P65Warnings.ca.gov).  
**Warning applies to State of California only.** Part #03000483

Bar Fabrication - Signature