

## PRODUCT INFORMATION

(see E-CIR Spec Sheet for complete details)

- All stainless steel • Designed to mount between two adjacent pieces of Glastender underbar equipment (unless optional legs are used, see configurable options) • Drain pan with separate perforated insert for better air circulation • 1/4" radius work surface corners for easy cleaning

### ELEVATION CORNER INSIDE RECTANGLE DRAINBOARDS

MODEL	LIST	LEFT	RIGHT	WEIGHT
E-CIR-24/24	\$1,720	24"	24"	75#
E-CIR-24/24-N	\$1,821	24"	24"	75#
E-CIR-24/24-LN	\$1,769	24"	24"	75#
E-CIR-24/30L	\$1,860	30"	24"	90#
E-CIR-24/30R	\$1,860	24"	30"	90#

### CONFIGURABLE LEG SET OPTIONS


APPLICABLE MODEL	DESCRIPTION	LIST
E-CIR, E-CIR-N, E-CIR-LN	Leg set, one-side mounting	\$149
E-CIR	Leg set, freestanding	\$447



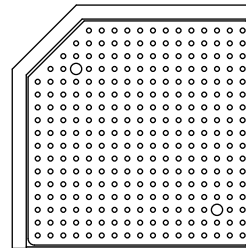
E-CIR-24/24-N

### PLAN VIEWS

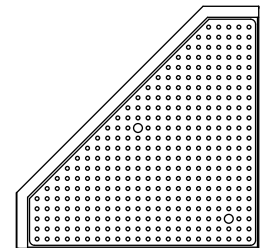
E-CIR-24/24



E-CIR-24/24-N



E-CIR-24/24-LN



# Elevation Corner Inside L Shape Drainboards

Pricing effective January 1, 2026

## PRODUCT INFORMATION

(see E-CIL Spec Sheet for complete details)

- All stainless steel • Designed to mount between two adjacent pieces of Glastender underbar equipment (unless optional legs are used, see configurable options) • Drain pan with separate perforated insert for better air circulation • 1/4" radius work surface corners for easy cleaning

### ELEVATION CORNER INSIDE L SHAPE DRAINBOARDS

MODEL	LIST	DEPTH	TURN	WEIGHT
E-CIL	\$2,215	24"	Inside	75#
E-CIL-LN	\$2,230	24"	Inside	75#

Corner Inside and L Shape Drainboards are for 90° inside turns.

### CONFIGURABLE LEG SET OPTIONS

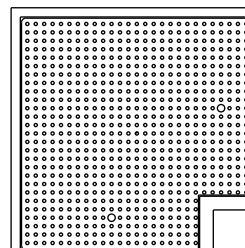
APPLICABLE MODEL	DESCRIPTION	LIST
E-CIL and E-CIL-N	Leg set, one-side mounting	\$149
E-CIL	Leg set, freestanding	\$447



E-CIL-24

### PLAN VIEWS

E-CIL



E-CIL-LN

