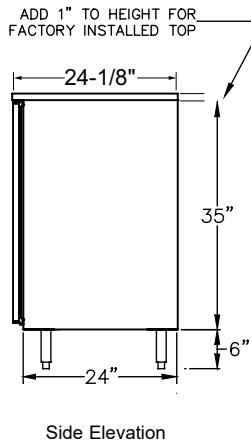




C1RB48 with refrigeration hook up right, stainless doors, and stainless top



PRODUCT INFORMATION

(see C1RB Spec Sheet for complete details)

STANDARD FEATURES:

- Remote unit
- All stainless steel interior construction
- Draft beverage compatible - see page 92
- Listed to NSF Standard 7 for open food as a storage refrigerator

COOLERS - ONE ZONE, REMOTE, BAR PROFILE

MODEL	LIST	LENGTH	DOOR			BTU /HR	LONG NECK 750ML WINE			
			DOORS	OPENING	WEIGHT		CASES	BOTTLES	1/2 BARREL KEGS	1/6 BARREL KEGS
C1RB24	\$5,036	24" W	1	20"	175#	800	8.0	60	1	2
C1RB40*	\$6,678	40" W	2	16"	275#	1,100	12.3	126	N/A	6
C1RB48	\$6,996	48" W	2	20"	285#	1,200	16.2	152	2	7
C1RB60*	\$8,867	60" W	3	16"	390#	1,400	19.9	216	N/A	10
C1RB72	\$9,204	72" W	3	20"	405#	1,500	25.9	256	4	11
C1RB80*	\$11,272	80" W	4	16"	500#	1,700	27.7	294	N/A	14
C1RB96	\$11,631	96" W	4	20"	520#	1,900	35.7	354	5	17

Base price only. See next page for configurable options.

*C1RB40, C1RB60, AND C1RB80 are manufactured to order and are not returnable.

Bar Refrigeration



CO-RR

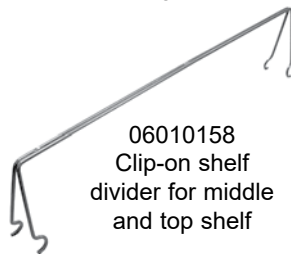
The CO-RR shelf retention rail should be used on all shelves adjacent to kegs. (CO-RR shown installed on shelf)



CWS-20 Wine rack shelf for 20" door opening



CWS-16 Wine rack shelf for 16" door opening



06010158 Clip-on shelf divider for middle and top shelf

ACCESSORIES

MODEL	DESCRIPTION	LIST
CO-RR	Shelf retention rail	\$77
CWS-16	Wine rack shelf for 16" door opening, 5 bottle	\$181
CWS-20	Wine rack shelf for 20" door opening, 7 bottle	\$205
06010158	Clip-on shelf divider for middle and top shelf	\$48
06006013	Clip-on shelf divider for bottom shelf only	\$48

ACCESSORY FOR REMOTE COOLER CABINET

MODEL	DESCRIPTION	LIST	WT
SVC	Solenoid valve and coil kit, for remote unit	\$316	6#
SVC-L	Solenoid valve and coil kit with factory installation, for remote unit	\$668	6#

Draft Beverage Compatible



*NOTE: C1RB40, C1RB60, and C1RB80 coolers are manufactured to order and are not returnable.

Select Configurable Options:

VOLTAGE

120V/60HZ	No charge
220V/50HZ (export voltage)	\$156

TEMPERATURE

Beer / Food, 34° to 40°, standard	No charge
White wine, 50° to 55°	No charge
Red wine, 60° to 65°	No charge

EXPANSION VALVE TYPE

R448A or R449A	No charge
R134a or R513A	No charge
R404A or R452A	No charge
R407A or R407F	No charge

REFRIGERATION HOOK-UP LOCATION

Left	No charge
Right	No charge

DOOR OPTIONS

NOTE: Select options for EACH Door Section

STYLE AND FINISH - PER DOOR

Door - Black vinyl-clad	No charge
Door - Unlaminated	No charge
Door - Stainless steel	\$48
Door - Jeweled stainless	\$252
Door - Laminated	\$288
Door - Glass, black vinyl-clad	\$559
Door - Glass, stainless steel	\$607
Door - Glass, jeweled stainless	\$811
Door - Glass, laminated	\$847

DOOR HINGE LOCATION - PER DOOR

Left	No charge
Right	No charge

SHELVING - PER DOOR

Three adjustable shelves	No charge
Keg rack (deduct shelving)	(\$99)
Pull-out wine shelves w/upright & horizontal storage	\$2,427

DOOR HANDLE - PER DOOR

Signature handle	No charge
Pull-tab handle - stainless or black to match door; black for laminate	No charge
Tube handle	No charge

TOP STYLE

	24"	40"	48"	60"	72"	80"	96"
No finished top	No charge						
Stainless top	\$440	\$546	\$601	\$683	\$764	\$819	\$928

LEFT SIDE FINISH

Black vinyl-clad	No charge
Stainless Steel	\$48

RIGHT SIDE FINISH

Black vinyl-clad	No charge
Stainless Steel	\$48

BACK FINISH

	24"	40"	48"	60"	72"	80"	96"
Galvanized steel	No charge						
Stainless steel*	\$365	\$417	\$446	\$488	\$528	\$555	\$610

*NOTE: Stainless steel back option also includes stainless steel sides.

LED LIGHTING STYLE

Bright white (7,000k), standard	No charge
Warm white (3,500k)	No charge
Amber (2,700k)	No charge
Blue	No charge

LEG AND STAINLESS STEEL KICK RAILS

NOTE: Legs are required if kick rails are ordered.

	24"	40"	48"	60"	72"	80"	96"
6" legs	\$204	\$204	\$204	\$305	\$305	\$305	\$305
Front kick rail	\$127	\$145	\$158	\$173	\$190	\$199	\$220
Left side kick rail	\$127	\$127	\$127	\$127	\$127	\$127	\$127
Right side kick rail	\$127	\$127	\$127	\$127	\$127	\$127	\$127



Optional pull-out wine shelves
Horizontal (left) and upright
(right) storage shown



Signature handle



Pull-tab handle



Tube handle

Bar Refrigeration



Configuring Bar Profile Coolers for Draft Beverage Dispensing

All Glastender bar profile coolers can be configured for draft beverage dispensing. Please note that a minimum 17" wide door opening is required for full size (i.e., 16" diameter) 1/2 barrel kegs. Refer to the capacity statements in the Product Directory or Specification Sheet for the sizes and quantities of kegs each unit will hold.

Direct Draw Draft Beverage Towers

Glastender Beverage Towers include the stainless steel faucets and shanks necessary to dispense keg beer, wine, soda, coffee, or cocktails. See individual price pages for complete information.

Tee Tower shown
See pages 135 - 154 for
complete information

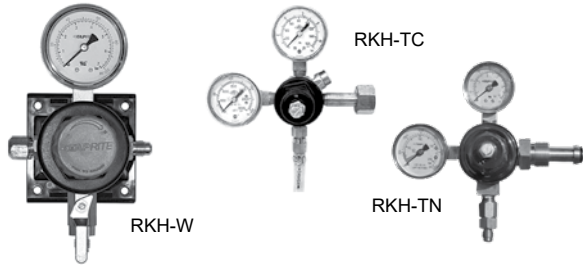
Look for the Draft Beer
Compatible logo



HIGH PRESSURE REGULATOR KITS

High pressure regulators reduce the gas pressure from the primary source. A tank mount regulator attaches directly to a gas cylinder, while a wall mount regulator splices into gas tubing when the gas supply is used for more than one system. RKH-TN regulator kits are used if pre-blended CO₂ and nitrogen or pure nitrogen cylinders are being used. All high pressure regulator kits include 50 feet of braided nylon gas tubing.

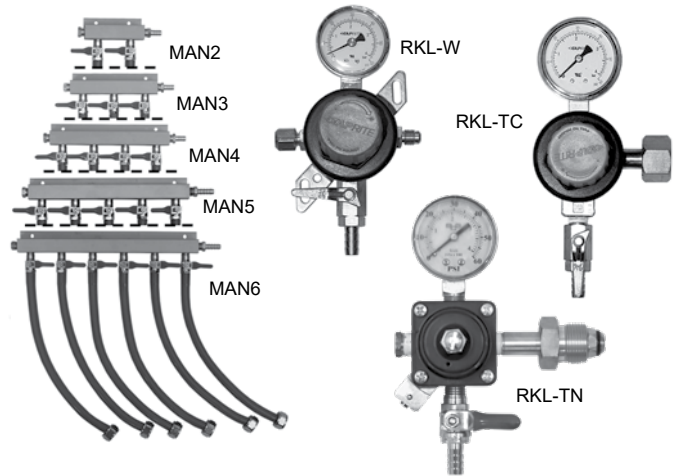
MODEL	DESCRIPTION	LIST	WGT
RKH-W	Wall mount, CO ₂ or Nitrogen, single gauge	\$371	15#
RKH-TC	Tank mount, CO ₂ , double gauge	\$318	15#
RKH-TN	Tank mount, Nitrogen, double gauge	\$430	15#



LOW PRESSURE REGULATOR KITS


Low pressure regulator kits connect to the gas tubing exiting a high pressure regulator. If a 5 pound gas cylinder will be kept inside the cooler, a single gauge tank mounted RKL-TC or -TN will be required depending on the gas being used. All low pressure regulator kits include 6 feet of red gas tubing. For installations requiring more than one keg on tap, also order the appropriate size manifold kit. All manifold kits include 6 feet of red gas tubing per product, and the clamps required for connecting to keg couplers (sold separately).

MODEL	DESCRIPTION	LIST	WGT
RKL-W	Wall mount, CO ₂ or Nitrogen, single gauge	\$337	7#
RKL-TC	Tank mount, CO ₂ , single gauge	\$283	7#
RKL-TN	Tank mount, Nitrogen, single gauge	\$375	7#
MAN2	Two product manifold kit	\$201	2#
MAN3	Three product manifold kit	\$255	3#
MAN4	Four product manifold kit	\$317	4#
MAN5	Five product manifold kit	\$432	5#
MAN6	Six product manifold kit	\$513	6#



ADDITIONAL ACCESSORIES

MODEL	DESCRIPTION	LIST	WGT
03004240	1/2" ID black drain line, per foot	\$3.00	N/A
05000400	5/16" ID red vinyl air line, per foot	\$2.60	N/A
05000386	1/4" ID nylon braided gas tubing, per foot	\$1.35	N/A
05001066	D system keg coupler w/ss probe	\$123.00	2#
05001026	D system keg coupler, low profile	\$461.00	2#
05003763	S system keg coupler w/ss probe, for select imports	\$123.00	2#
05002019	U System Keg Coupler, stainless probe, for Guinness & Harp	\$361.00	2#
05000368	Lock for beer faucet	\$143.00	2#
05000636	5# CO ₂ tank (unfilled)	\$471.00	15#
LCK	Line cleaning kit	\$278.00	3#
06007084	Drain bottle	\$57.00	2#



Tower Cooling Kits

Direct draw beverage towers are chilled by air from inside the host cooler. This is especially important for draft beer, as warm faucets cause the beer to foam.

TOWER COOLING KITS

MODEL	DESCRIPTION	LIST	WGT
TCK12-1	For 1 & 2-door coolers w/ one tower column	\$268	3#
TCK12-2	For 1 & 2-door coolers w/ two tower columns	\$535	6#
TCK34-1	For 3 & 4-door coolers w/ one tower column	\$456	8#
TCK34-2	For 3 & 4-door coolers w/ two tower columns	\$586	11#
TCKR-1	For remote coolers w/ one tower column	\$268	3#
TCKR-2	For remote coolers w/ two tower columns	\$535	6#

Bar Refrigeration