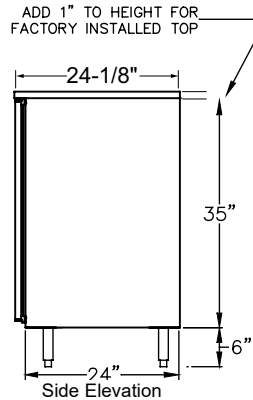




C1FB60 with compressor left, stainless doors and top



PRODUCT INFORMATION

(see C1FB Spec Sheet for complete details)

STANDARD FEATURES:

- Self-contained
- All stainless steel interior construction
- Draft beverage compatible - see page 92
- Listed to NSF Standard 7 for open food as a storage refrigerator

COOLERS - ONE ZONE, FRONT SERVICED, BAR PROFILE

MODEL	LIST	LENGTH	DOORS	DOOR				LONG NECK 750ML WINE				
				OPENING	WEIGHT	AMPS	HP	CASES	BOTTLES**	1/2 BARREL KEGS	1/6 BARREL KEGS	
C1FB32	\$7,102	32"	1	16" W	235#	3.0	1/8	5.8	65	N/A	2	
C1FB36	\$7,169	36"	1	20" W	250#	3.0	1/8	7.8	87	1	4	
C1FB52	\$9,388	52"	2	16" W	330#	7.0	1/4	13.3	151	N/A	7	
C1FB60	\$9,638	60"	2	20" W	360#	7.0	1/4	17.3	180	2	8	
C1FB72	\$11,154	72"	3	16" W	410#	7.0	1/4	21.1	240	N/A	11	
C1FB84	\$11,601	84"	3	20" W	490#	7.0	1/4	27.1	282	4	14 †	
C1FB92	\$13,438	92"	4	16" W	545#	7.0	1/4	28.8	329	N/A	15	
C1FB108	\$13,864	108"	4	20" W	590#	7.0	1/4	36.8	384	5	18	

Base price only. See next page for configurable options.

**Wine bottle capacity is based on adjustable shelves. Drawers will hold less. NOTE: Coolers with drawers are not returnable.

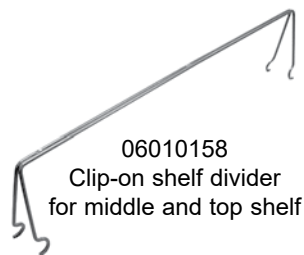
† If CO₂ tank is stored internally, reduce capacity by one keg

Bar Refrigeration


The CO-RR shelf retention rail should be used on all shelves adjacent to drawers and/or kegs. (CO-RR shown installed on shelf)



CWS-20
Wine rack shelf for 20" door opening



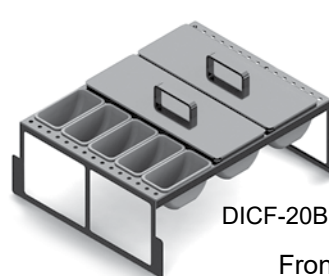
06010158
Clip-on shelf divider for middle and top shelf



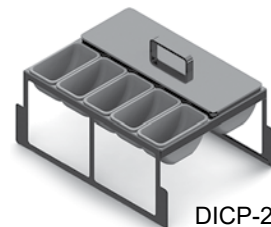
06009785

In a typical cooler, only the front row of bottles is easy to access. Glastender's rotary wine shelf increases access by 270% (16 vs. 6 bottles).

The rotary wine shelf is for use with C1FB36, C1FB60, C1FB84, and C1FB108 model coolers. Two rotary shelves can be used behind each 20" cooler door opening, where they sit on two standard cooler shelves. Each rotary shelf holds up to 29 wine bottles (750ml).



DICF-20B



DICP-20B

Front covers removed for illustrative purposes

ACCESSORIES

MODEL	DESCRIPTION	LIST
06009785	Rotary wine shelf (20" door opening ONLY)	\$301
CO-RR	Shelf retention rail	\$77
CWS-16	Wine rack shelf for 16" door opening, 5 bottle	\$181
CWS-20	Wine rack shelf for 20" door opening, 7 bottle	\$205
DICF-16B	Drawer insert, garnishes, full, 16" door opening, bar-profile cooler, 12 cups	\$623
DICP-16B	Drawer insert, garnishes, partial, 16" door opening, bar-profile cooler, 8 cups	\$470
DICF-20B	Drawer insert, garnishes, full, 20" door opening, bar-profile cooler 15 cups	\$734
DICP-20B	Drawer insert, garnishes, partial, 20" door opening, bar-profile cooler, 10 cups	\$543
DIP-20	Drawer insert for food pans	\$287
06010158	Clip-on shelf divider for middle and top shelf	\$48
06006013	Clip-on shelf divider for bottom shelf only	\$48



Draft Beverage Compatible

Select Configurable Options:

VOLTAGE

120V/60HZ	No charge
220V/50HZ (export voltage)	\$307

TEMPERATURE

Beer / Food, 34° to 40°, standard	No charge
White wine, 50° to 55°	No charge
Red wine, 60° to 65°	No charge

REFRIGERATION COMPARTMENT LOCATION

Left	No charge
Right	No charge

REFRIGERATION COMPARTMENT COVER FINISH

Black vinyl-clad	No charge
Unlaminated	No charge
Stainless steel	\$39
Jeweled stainless steel	\$232
Laminated	\$270

DOOR/DRAWER OPTIONS

NOTE: Select options for EACH Door/Drawer Section

STYLE AND FINISH - PER SECTION

Door - Black vinyl-clad	No charge
Door - Unlaminated	No charge
Door - Stainless steel	\$48
Door - Jeweled stainless	\$252
Door - Laminated	\$288
Door - Glass, black vinyl-clad	\$559
Door - Glass, stainless steel	\$607
Door - Glass, jeweled stainless	\$811
Door - Glass, laminated	\$847
Drawers* - Black vinyl-clad	\$2,314
Drawers* - Unlaminated	\$2,314
Drawers* - Stainless steel	\$2,362
Drawers* - Jeweled stainless	\$2,566
Drawers* - Laminated	\$2,602

*NOTE: Units with drawers are manufactured to order and are not returnable.

DOOR HINGE LOCATION - PER DOOR

Left	No charge
Right	No charge

SHELVING - PER DOOR

Three adjustable shelves	No charge
Keg rack (deduct shelves)	(\$99)
Pull-out wine shelves:	
• w/upright & horizontal storage	\$2,559
• w/upright storage	\$1,708
• w/horizontal storage*	\$3,199

*NOTE: Not available for door next to compressor compartment

DOOR HANDLE - PER DOOR/DRAWER

Signature handle (doors only)	No charge
Pull-tab handle - stainless or black to match door/drawer; black for laminate	No charge
Tube handle	No charge

NOTE: All coolers with drawers are manufactured to order and are not returnable.

TOP STYLE

	<u>32"</u>	<u>36"</u>	<u>52"</u>	<u>60"</u>	<u>72"</u>	<u>84"</u>	<u>92"</u>	<u>108"</u>
No finished top	No charge							
Stainless top	\$493	\$519	\$629	\$683	\$764	\$846	\$900	\$1,011

LEFT SIDE FINISH

Black vinyl-clad	No charge
Stainless Steel	\$48

RIGHT SIDE FINISH

Black vinyl-clad	No charge
Stainless Steel	\$48

BACK FINISH

	<u>32"</u>	<u>36"</u>	<u>52"</u>	<u>60"</u>	<u>72"</u>	<u>84"</u>	<u>92"</u>	<u>108"</u>
Galvanized steel	No charge							
Stainless steel*	\$392	\$404	\$460	\$488	\$528	\$568	\$598	\$652

*NOTE: Stainless steel back option also includes stainless steel sides.

LED LIGHTING STYLE

Bright white (7,000k), standard	No charge
Warm white (3,500k)	No charge
Amber (2,700k)	No charge
Blue	No charge

LEG AND STAINLESS STEEL KICK RAILS

NOTE: Legs are required if kick rails are ordered.


	<u>32"</u>	<u>36"</u>	<u>52"</u>	<u>60"</u>	<u>72"</u>	<u>84"</u>	<u>92"</u>	<u>108"</u>
6" legs	\$253	\$253	\$204	\$204	\$305	\$305	\$305	\$305
Front kick rail	\$137	\$142	\$162	\$173	\$190	\$204	\$215	\$233
Left side kick rail	\$127	\$127	\$127	\$127	\$127	\$127	\$127	\$127
Right side kick rail	\$127	\$127	\$127	\$127	\$127	\$127	\$127	\$127

CASTERS

	<u>32"</u>	<u>36"</u>	<u>52"</u>	<u>60"</u>	<u>72"</u>	<u>84"</u>	<u>92"</u>	<u>108"</u>
4-1/8" casters	\$223	\$223	\$182	\$182	\$275	\$275	\$275	\$275
2-7/8" casters	\$220	\$220	\$176	\$176	\$264	\$264	\$264	\$264
1-1/2" casters	\$387	\$387	\$310	\$310	\$464	\$464	\$464	\$464



Drawer pull-tab handle



Drawer tube handle



Signature handle




Pull-tab handle



Optional drawers include adjustable divider walls



Optional pull-out wine shelves Horizontal (left) and upright (right) storage shown



Tube handle

Bar Refrigeration



Configuring Bar Profile Coolers for Draft Beverage Dispensing

All Glastender bar profile coolers can be configured for draft beverage dispensing. Please note that a minimum 17" wide door opening is required for full size (i.e., 16" diameter) 1/2 barrel kegs. Refer to the capacity statements in the Product Directory or Specification Sheet for the sizes and quantities of kegs each unit will hold.

Direct Draw Draft Beverage Towers

Glastender Beverage Towers include the stainless steel faucets and shanks necessary to dispense keg beer, wine, soda, coffee, or cocktails. See individual price pages for complete information.

Tee Tower shown
See pages 135 - 154 for
complete information

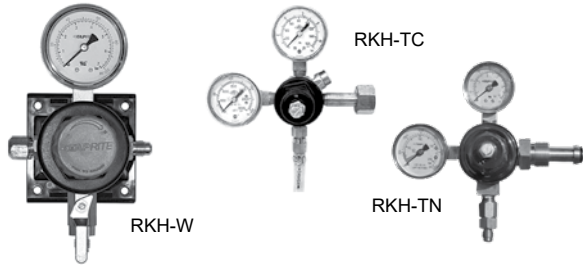
Look for the Draft Beer
Compatible logo



HIGH PRESSURE REGULATOR KITS

High pressure regulators reduce the gas pressure from the primary source. A tank mount regulator attaches directly to a gas cylinder, while a wall mount regulator splices into gas tubing when the gas supply is used for more than one system. RKH-TN regulator kits are used if pre-blended CO₂ and nitrogen or pure nitrogen cylinders are being used. All high pressure regulator kits include 50 feet of braided nylon gas tubing.

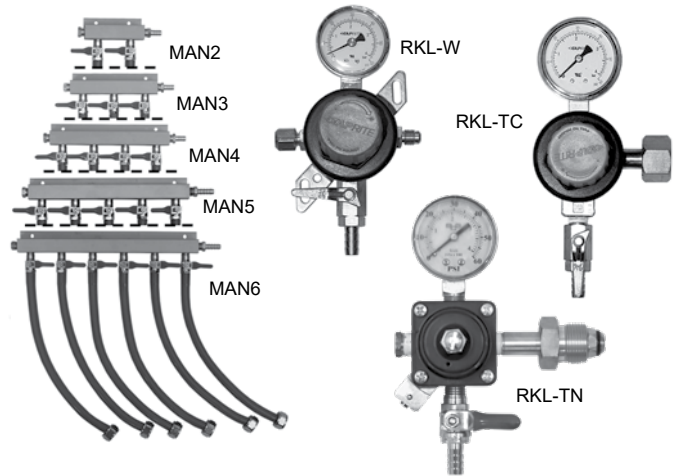
MODEL	DESCRIPTION	LIST	WGT
RKH-W	Wall mount, CO ₂ or Nitrogen, single gauge	\$371	15#
RKH-TC	Tank mount, CO ₂ , double gauge	\$318	15#
RKH-TN	Tank mount, Nitrogen, double gauge	\$430	15#



LOW PRESSURE REGULATOR KITS


Low pressure regulator kits connect to the gas tubing exiting a high pressure regulator. If a 5 pound gas cylinder will be kept inside the cooler, a single gauge tank mounted RKL-TC or -TN will be required depending on the gas being used. All low pressure regulator kits include 6 feet of red gas tubing. For installations requiring more than one keg on tap, also order the appropriate size manifold kit. All manifold kits include 6 feet of red gas tubing per product, and the clamps required for connecting to keg couplers (sold separately).

MODEL	DESCRIPTION	LIST	WGT
RKL-W	Wall mount, CO ₂ or Nitrogen, single gauge	\$337	7#
RKL-TC	Tank mount, CO ₂ , single gauge	\$283	7#
RKL-TN	Tank mount, Nitrogen, single gauge	\$375	7#
MAN2	Two product manifold kit	\$201	2#
MAN3	Three product manifold kit	\$255	3#
MAN4	Four product manifold kit	\$317	4#
MAN5	Five product manifold kit	\$432	5#
MAN6	Six product manifold kit	\$513	6#



ADDITIONAL ACCESSORIES

MODEL	DESCRIPTION	LIST	WGT
03004240	1/2" ID black drain line, per foot	\$3.00	N/A
05000400	5/16" ID red vinyl air line, per foot	\$2.60	N/A
05000386	1/4" ID nylon braided gas tubing, per foot	\$1.35	N/A
05001066	D system keg coupler w/ss probe	\$123.00	2#
05001026	D system keg coupler, low profile	\$461.00	2#
05003763	S system keg coupler w/ss probe, for select imports	\$123.00	2#
05002019	U System Keg Coupler, stainless probe, for Guinness & Harp	\$361.00	2#
05000368	Lock for beer faucet	\$143.00	2#
05000636	5# CO ₂ tank (unfilled)	\$471.00	15#
LCK	Line cleaning kit	\$278.00	3#
06007084	Drain bottle	\$57.00	2#



Tower Cooling Kits

Direct draw beverage towers are chilled by air from inside the host cooler. This is especially important for draft beer, as warm faucets cause the beer to foam.

TOWER COOLING KITS

MODEL	DESCRIPTION	LIST	WGT
TCK12-1	For 1 & 2-door coolers w/ one tower column	\$268	3#
TCK12-2	For 1 & 2-door coolers w/ two tower columns	\$535	6#
TCK34-1	For 3 & 4-door coolers w/ one tower column	\$456	8#
TCK34-2	For 3 & 4-door coolers w/ two tower columns	\$586	11#
TCKR-1	For remote coolers w/ one tower column	\$268	3#
TCKR-2	For remote coolers w/ two tower columns	\$535	6#

Bar Refrigeration