

Project: _____	AIA# _____
Item #: _____ Qty: _____	SIS# _____
Model #: _____	

## Equipment Stands

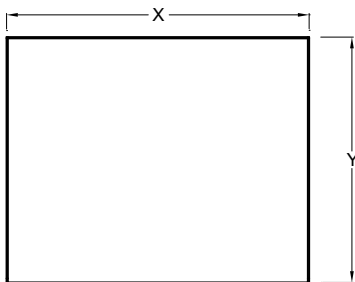


**STA-E**  
 30" D by 37" L by 24" H Equipment Stand  
 with adjustable undershelf

To view cleaning and care instructions, please visit:  
[http://www.glastender.com/PDF/F-423-011\\_ss\\_clean\\_care.pdf](http://www.glastender.com/PDF/F-423-011_ss_clean_care.pdf)

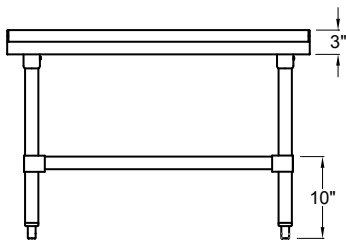
### Dimensional Information

#### PLAN VIEW

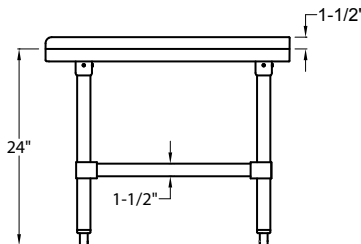


<b>X = Length</b>
18" - 96"
<b>Y = Depth</b>
18" - 36"

#### FRONT ELEVATION



#### SIDE ELEVATION



### Product Information

Glastender configurable Equipment Stands deliver tailor-made solutions. All stainless steel construction including reinforcement channels. Available in depths from 18" to 36" and lengths from 18" to 96" in one-half inch increments.

Top standards:

- Flat nosing and 1-1/2" upturn edge on three sides

Base Options include:

- Undershelf - none, welded, or adjustable
- Legs - welded or knock down
- Feet - bullet, flanged, or casters
- Height - 20" - 30"

### Specifications

*NOTE: Due to the highly configurable nature of Equipment Stands, some of the specifications below only apply if those options are selected.*

#### Legs

- 1-5/8" diameter, 16 gauge stainless steel

#### Cross members

- 1-1/4" diameter, 16 gauge stainless steel

#### Feet

- Stainless steel bullet, stainless steel flanged, or 5" diameter gray polyurethane casters

#### Materials

- Top: 14 gauge type 304 stainless steel or 16 gauge type 304 stainless steel
- Undershelf: 16 gauge type 304 stainless steel, 18 gauge type 304 stainless steel, or 18 gauge type 430 stainless steel
- Undershelf adjustable socket: cast aluminum
- Support channels: 14 gauge type 201 stainless steel



**Intertek**  
 4004503  
 Conforms to ANSI/NSF STD 2

<b>Glastender, Inc.</b> • 5400 N Michigan Rd • Saginaw, MI • 48604-9780 989.752.4275 • 800.748.0423 • Fax 989.752.4444 <a href="http://www.glastender.com">www.glastender.com</a>	Approval/Notes:
Specifications subject to change without notice. For current specifications please visit our website.	