

Project: _____	AIA# _____
Item #: _____ Qty: _____	SIS# _____
Model #: _____	

Mop Sinks

Product Information

Glastender configurable Mop Sinks deliver tailor-made solutions. All stainless steel, tig welded construction. Sink bowl depths available from 6" to 14" in one inch increments.

Specifications

Drain

- 3-1/2" centered drain hole

Materials

- Top: 16 gauge type 304 stainless steel
- Sink bowl: 16 gauge type 304 stainless steel
- Body: 16 gauge type 304 stainless steel
- Wall bracket: 16 gauge galvanized steel



Intertek

4004503
 Conforms to ANSI/NSF STD 2

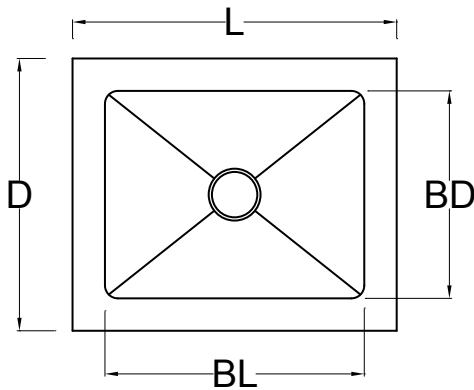


SNK-M
 24" D by 24" L by 14" H Mop Sink with
 20" by 20" by 10" deep sink bowl

To view cleaning and care instructions, please visit:
http://www.glastender.com/PDF/F-423-011_ss_clean_care.pdf

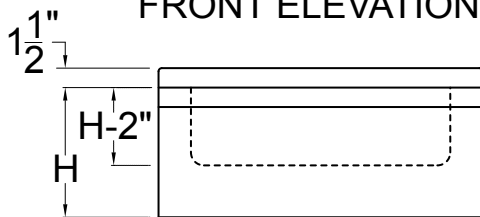
Dimensional Information

PLAN VIEW



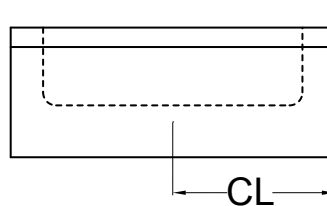
DIMENSION	VALUES
L - Overall Length	18" - 40"
D - Overall Depth	20" - 28"
BL - Bowl Length	14" - 36"
BD - Bowl Depth	16" - 24"
H - Overall Height	8" - 18"
CL - Drain Center	VARIES

FRONT ELEVATION



MINIMUM DIMENSIONS SHOWN

SIDE ELEVATION



Glastender, Inc. • 5400 N Michigan Rd • Saginaw, MI • 48604-9780 989.752.4275 • 800.748.0423 • Fax 989.752.4444 www.glastender.com	Approval/Notes:
---	-----------------

Specifications subject to change without notice. For current specifications please visit our website.