

Project: _____	AIA# _____
Item #: _____ Qty: _____	SIS# _____
Model #: _____	

Wall-Mount Shelves with Pot Rack

Product Information

Glastender configurable Wall-Mount Shelves with Pot Rack deliver tailor-made solutions. All stainless steel construction. Units available in lengths from 24" to 144" in one-half inch increments. Units 72" and longer have (3) support brackets. Each shelf includes (1) double pot hook per foot.

Top options include:

- Nosing - flat or rounded
- Top depth - 10", 12", 15", or 18"

Specifications

Materials

- Top: 16 gauge type 304 stainless steel or 18 gauge type 430 stainless steel
- Support brackets: 16 gauge type 304 stainless steel
- Flat bar: 1/4" type 304 stainless steel
- Double pot hooks: stainless steel



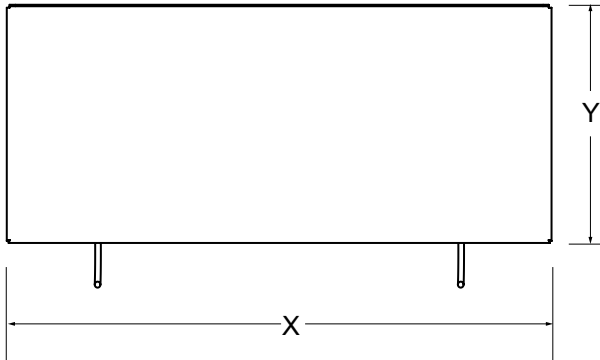
SHF-WP
 12" D by 36" L Wall-Mount Shelf with
 Pot Rack and flat nosing profile



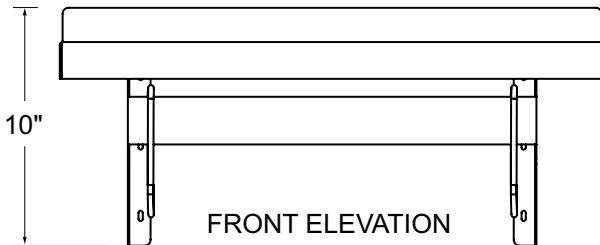
To view cleaning and care instructions, please visit:
http://www.glastender.com/PDF/F-423-011_ss_clean_care.pdf

Dimensional Information

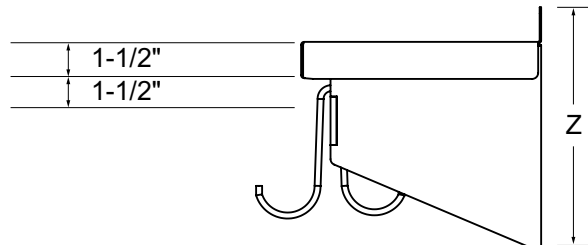
PLAN VIEW



X = Shelf Length	Y = Shelf Depth	Z = Shelf Height
24" - 144"	10"	10"
	12"	10"
	15"	12"
	18"	14"



SIDE ELEVATION



<p>Glastender, Inc. • 5400 North Michigan Road • Saginaw, MI • 48604-9780 989.752.4275 • 800.748.0423 • Fax 989.752.4444 www.glastender.com</p>	<p>Approval/Notes:</p>
<p>Specifications subject to change without notice. For current specifications please visit our website.</p>	