

# Operation Manual & Parts List

---

---

# Glastender®

A Family Company Manufacturing In The USA Since 1969

## LETTUCE CRISPER

This manual is specific to Lettuce Crispers manufactured September 23, 2011 and after,  
and beginning with Serial Number 134133546X.

---

---



---

Glastender, Inc. · 5400 North Michigan Road · Saginaw, MI · 48604-9780  
800.748.0423 · 989.752.4275 · Fax 989.752.4444 · [www.glastender.com](http://www.glastender.com)



# INDEX

<u>Topic</u>	<u>Page</u>
Digital Controller Operation.....	1
Utility Requirements and Connections.....	2
Uncrating and Start-up Instructions.....	2
Cleaning Instructions.....	2
Wall Mounting Instructions.....	3
Electrical and Refrigeration Specifications.....	4
Electrical Diagram.....	4
Replacement Parts.....	5-6
Condenser and Related Parts.....	7-8
Terms and Conditions.....	9
Warranty.....	10

## IMPORTANT !!    Attention Service Companies    IMPORTANT !!

Please review the important warranty information on page 10. If you believe a service call should be covered by the factory, please call the factory for authorization between 8AM and 5PM EST, Monday through Friday.

## DIGITAL CONTROLLER OPERATION

The operating temperature range is preset at the factory according to the table below and can be adjusted up or down within the limits shown.

**To see the set point** - push and immediately release the SET button. The set point will be displayed.

**To return to normal visualization** - Push and immediately release the SET button or wait five seconds.

**To change the set point** - push and hold the SET button for more than two seconds. When the ° F display begins flashing, push the up arrow or down arrow buttons to adjust the set point to the desired value.

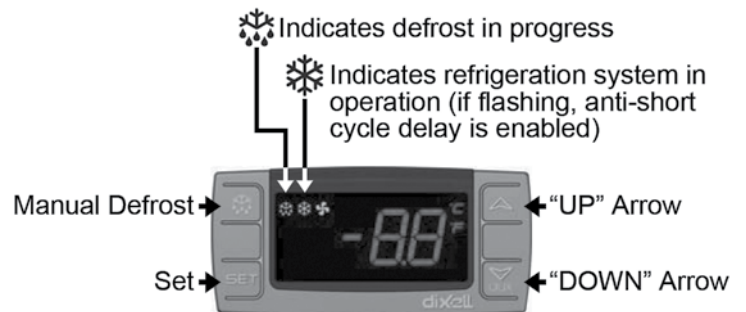
**To save the new set point and return to the temperature display mode** - push and release the SET button or wait ten seconds.

	Factory Settings		Range of Adjustment	
	Set Point	Operating Range†	Minimum Set Point	Maximum Set Point
<b>Standard Cooler Setting</b>	34° F	34° F to 39° F	33° F	35° F

† Adjusting the factory set point will also adjust the operating range by the same amount

The lettuce crisper is programmed to automatically defrost four times daily for approximately twenty minutes. During defrost, the fan inside the cooler will remain on and the refrigeration system will turn off. To initiate defrost manually, push and hold the DEFROST button for more than two seconds.

The thermostat controller does not have an “OFF” function. To turn the lettuce crisper off, the unit must be unplugged or power to the electrical branch circuit has to be turned off via a circuit breaker or switch.



## INTRODUCTION

This manual describes the operation features of the Lettuce Crisper. Please review this information before attempting installation and operation. Long term, trouble-free operation will follow if good housekeeping and maintenance procedures are followed. Thank you for selecting Glastender, Inc. products

## UTILITY REQUIREMENTS AND CONNECTIONS

**Electrical:** 115 Volt AC, 1 Phase, 60 Hz, 6.64 full load amps. A separate 15 amp circuit is required. A 10-foot grounded cord is included.

**Plumbing:** Automatic condensate evaporator. No drain connection required.

## UNCRATING AND START-UP INSTRUCTIONS

All models are shipped in one carton. These steps should be followed:

1. If legs are included, bolt them to the base with bolts provided.
2. For wall mounting instructions, see page 2.
3. Position unit. It must be level and plumb.
4. Plug into 115 volt AC outlet.
5. Your Glastender equipment is now ready for use.

## CLEANING INSTRUCTIONS

**ESTIMATED CLEANING TIME:** 5 to 10 minutes per unit daily, 20 minutes weekly

**FREQUENCY:** Daily cleaning of exterior & door gaskets. Weekly cleaning of interior.

### PROCEDURE:

1. A non-chlorine based cleaner or mild detergent and warm water applied with a soft cloth or sponge to all contact surfaces.
2. Immediately rinse off cleaning agent(s), using clean warm water, clean soft cloth or sponge.
3. Dry with a soft clean cloth, removing standing water as soon as possible.
4. A more thorough cleaning of the interior should be done weekly (more frequently as necessary).
5. The condensing unit air filter (front top left) should be removed and thoroughly rinsed in hot clean water at least once per quarter.

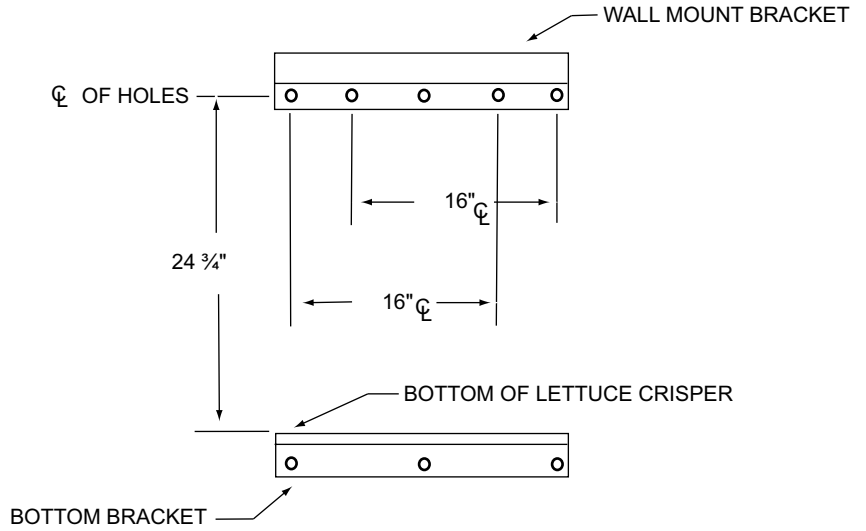
### NOTES:

1. Never use hydrochloric acid, wire brushes, steel wool, scrapers, or chlorine based cleaners on stainless steel surfaces, since they will break down the passivity layer and allow corrosion to occur.
2. On stainless steel surfaces, you may use a soft bristle brush or Scotch-Brite® pad for more stubborn stains. Always scrub with the direction of the grain. Follow with a thorough cleaning as described above.
3. Deposits from food preparation must be properly removed. Even hard water deposits will rust stainless steel, if not removed.
4. Door gaskets are most often overlooked when cleaning. Failure to clean them regularly will lead to premature failure, since alcohol and moisture build-up breaks down the gasket material.

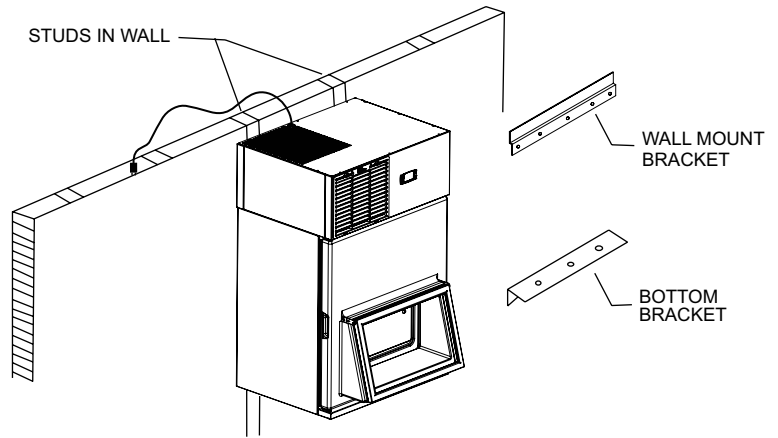
# WALL MOUNTING INSTRUCTIONS

## INSTRUCTIONS:

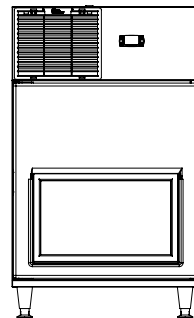
1. Mark a level line at the bottom of the lettuce crisper.
2. From this line measure up  $24\frac{3}{4}$ " and mark another level line.
3. On this line drill holes to match the holes in the wall mount bracket.
4. Install wall mount bracket.
5. Attach lettuce crisper.
6. If lettuce crisper is not on an existing shelf, secure with bottom bracket.



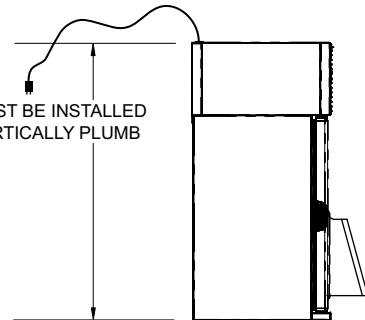
**NOTE:** At least two (2) of the mounting holes in the bracket should line up with studs in the wall for safe, secure mounting.



MUST BE INSTALLED  
HORIZONTALLY LEVEL



MUST BE INSTALLED  
VERTICALLY PLUMB

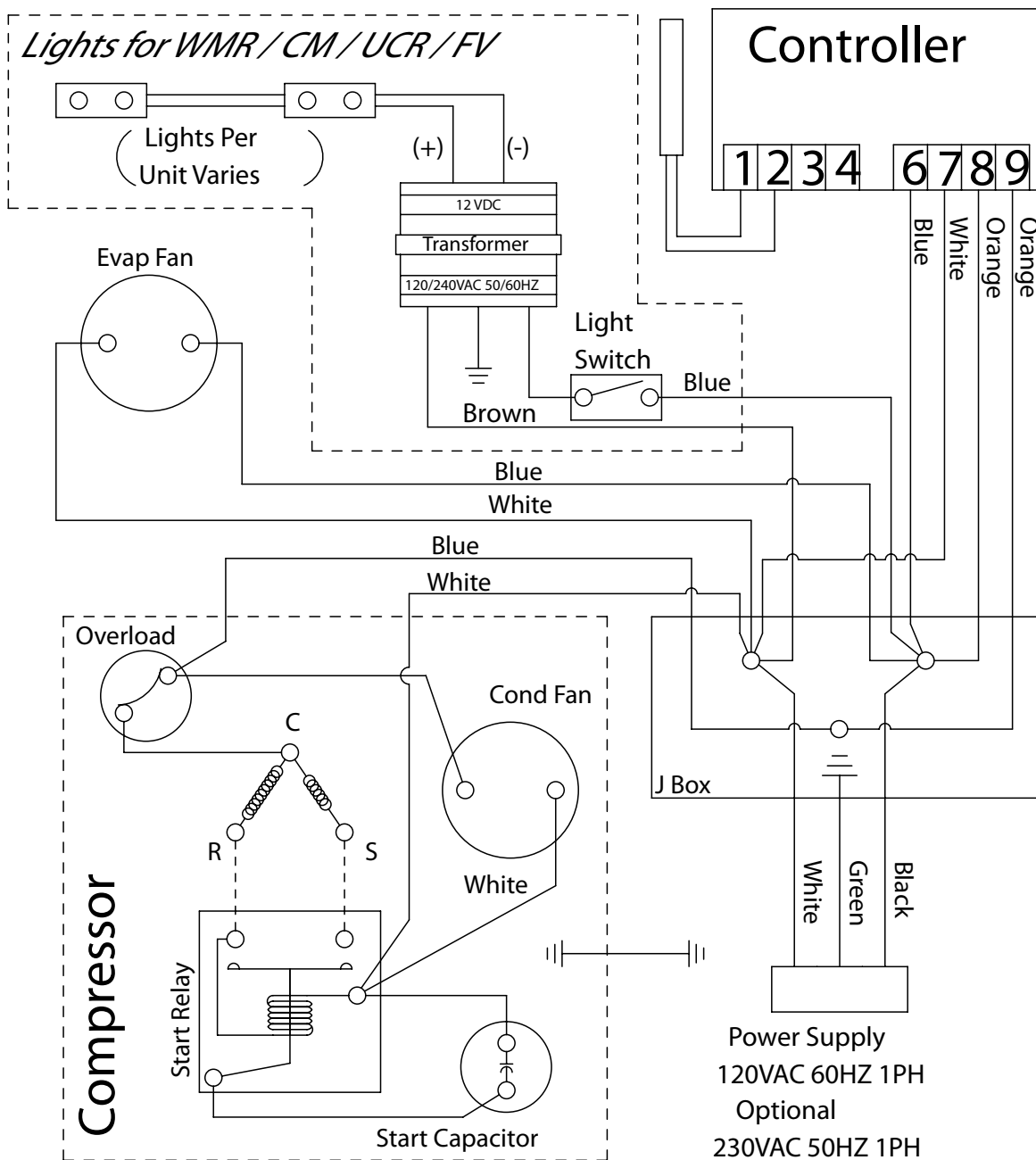



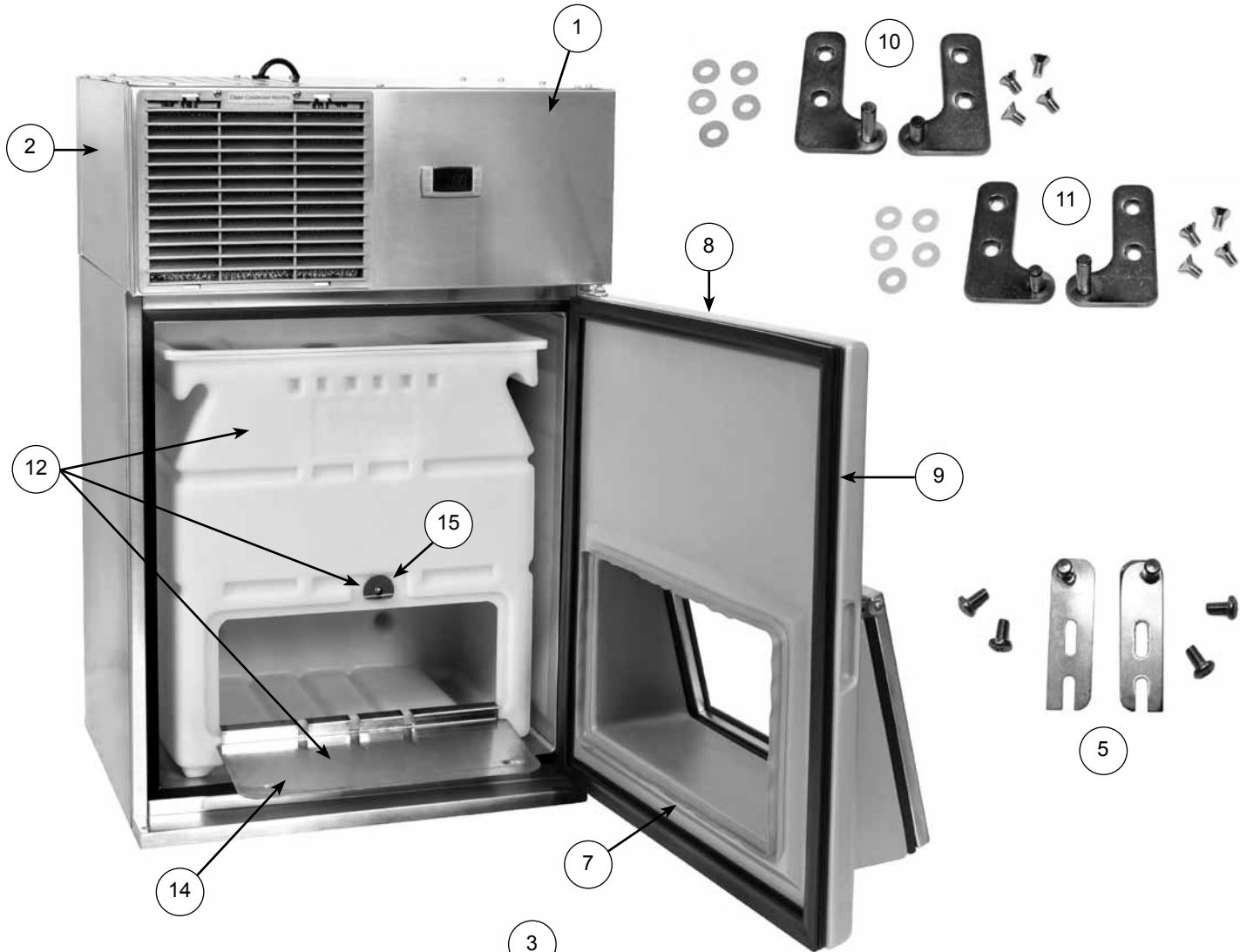
# ELECTRICAL AND REFRIGERATION SPECIFICATIONS

The following electrical and refrigeration specifications apply:

<u>MODEL</u>	<u>ELECTRICAL</u>	<u>REFRIGERANT</u>		<u>DESIGN PRESSURE</u>	
		<u>TYPE</u>	<u>CHARGE</u>	<u>HIGH</u>	<u>LOW</u>
R134a LC	115V, 1 Ph., 60 Hz., 5.5 AMP	R134a	8.0 oz.	232	88

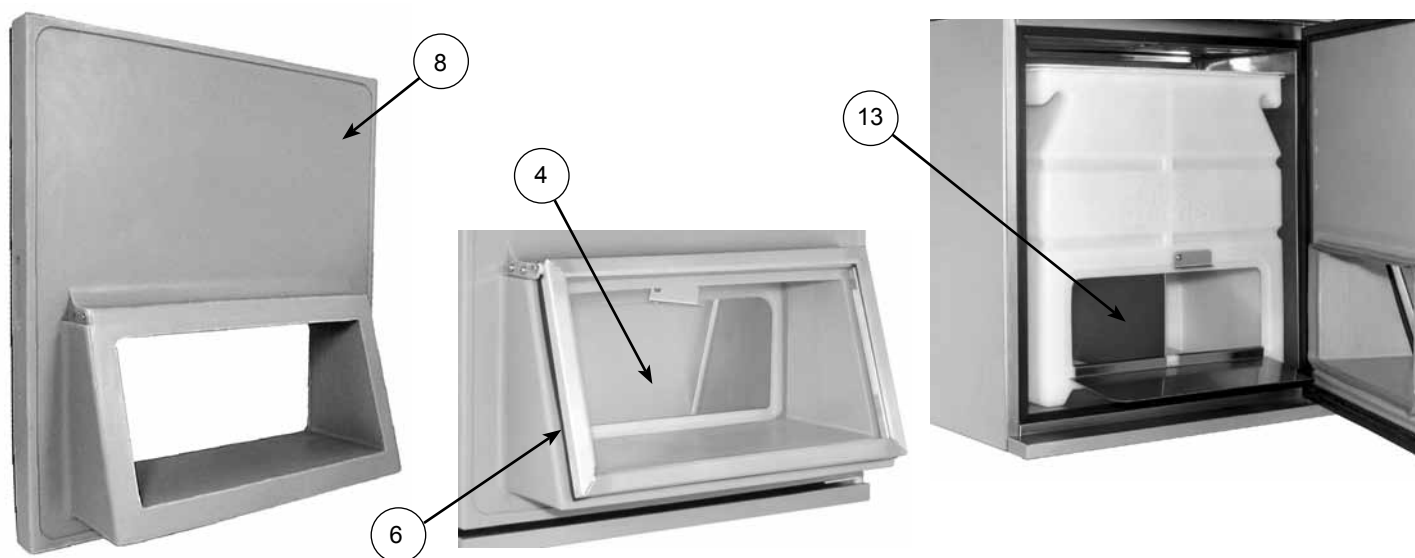
## ELECTRICAL DIAGRAM






## REPLACEMENT PARTS

<u>PART NO.</u>	<u>DESCRIPTION</u>	<u>PRICE</u>
1. 11000243	Cover, front, with grill, LC	\$50.00
2. 11000229	Cover, left, access	50.00
3. 11000227	Top cover, LC	150.00
4. 11000138	Plexi-glass door, complete	94.00
5. 11000139	Door hinge set, plexi-glass door	25.00
6. 11000124	Door gasket, plexi-glass, 18-11/16" x 11-7/8"	21.00
7. 11000070	Chute gasket, 5 feet	20.00
8. 11000131	Main door	175.00
9. 11000068	Gasket, main door, Lettuce Crisper, black, 23-1/4" x 25" OD	42.00
10. 11000201	Door hinge set, main door, left swing	35.00
11. 11000202	Door hinge set, main door, right swing	35.00
12. LC-BIN	Plastic lettuce bin with stainless steel bin door (includes 11000106, 11000092, and 11000095)	197.00
13. 11000108	Bin divider	74.00
14. 11000092	Bin door, stainless steel	36.00
15. 11000095	Bin door latch	23.00
16. 06007476	Thermostat, switch, digital temperature, Range 34F-40F	165.00
11000149	Main door and plexi-glass assembly	418.00
17. 06001361	Grille, gray plastic	25.00
11000097	Filter material - call for pricing	




## ELECTRICAL COMPONENTS

<u>PART NO.</u>	<u>DESCRIPTION</u>	<u>PRICE</u>
06006121	Replacement powercord assembly (includes 06001572, 06001314)	\$40.00




12



## CONDENSER AND RELATED PARTS

<u>PART NO.</u>	<u>DESCRIPTION</u>	<u>PRICE</u>
1. 11000079	Evaporator coil	\$215.00
2. 06001449	Evaporator fan motor, 6 watt	95.00
3. 07000155	Evaporator fan motor blade	10.00
4. 11000050	Evaporator fan motor mounting bracket	6.00
5. 11000164	Evaporator housing	127.00
6. 11000072	Brackets, evaporator coil (2 required)	11.00
7. 11000077	Evaporator fan shroud, Lettuce Crisper	20.00
8. 11000084	1/4 HP Tecumseh compressor, R134a	390.00
9. 06001382	Start capacitor for Tecumseh compressor	15.00
10. 06001415	Relay for Tecumseh compressor	19.00
11. 06001303	Overload for Tecumseh compressor	10.00
12. 11000080	Condenser coil	225.00
13. 06001449	Condenser fan motor	95.00
14. 11000071	Condenser fan motor bracket	6.00
15. 11000078	Condenser fan shroud	20.00
16. 07000155	Condenser fan motor blade	10.00
17. 11000102	Wicking material (20 pieces 2-1/2" x 3")	24.00
11000165	Evaporator drain pan	20.00
11000200	Condenser drain pan replacement kit	30.00
18. 06001385	Filter dryer, 1/4" x 1/4"	20.00
19. 11000121	Cap tube, Tecumseh 1/4 HP R134a (.036 x 48")	20.00



# TERMS AND CONDITIONS

**PRICES:**

All prices are LIST. Applicable taxes will be added.

**QUOTATIONS:**

Unless otherwise stated, quotations are effective for 30 days only.

**ACCEPTANCE:**

All orders are subject to acceptance by Glastender, Inc.'s headquarters in Saginaw, Michigan. Possession of the Product Directory and Price List is not an offer to sell.

**SHIPMENTS:**

F.O.B. factory in Saginaw, Michigan. Freight terms are Third Party or Collect if shipped directly to you. Prepay and Add to Invoice freight terms are available upon request. The approximate shipping weights of all products are listed with the prices. Partial shipments will be made unless otherwise specified by the customer. Surface freight classifications are:

- Glasswashers, Line Chillers - Class 92.5
- Cocktail Stations, Underbar Equipment - Class 85
- Bar Die/Underbar Equipment – Class 125
- Refrigeration Equipment, 48" long or smaller - Class 100
- Refrigeration Equipment, greater than 48" long - Class 110

All small items are evaluated to see the most cost effective means for shipment. Many small items ship via UPS or FedEx; however, when dimensional weight is excessive DB Schenker, UPS Supply Chain, or even common LTL carriers are the most cost effective choice. Spare parts orders received before 1:00 PM EST can usually be shipped the same day.

The order department is happy to assist with routing or shipping questions.

**PAYMENT TERMS:**

Cash should be included with all orders unless credit terms have been arranged. To establish credit, banking and trade references are required. A convenient credit application is available upon request. Payment via credit card is not our normal means of receiving payment. Visa and MasterCard will be accepted, but must be charged at the time of shipment. In addition, a payment via credit card for orders totaling more than \$500 will incur a 3% convenience fee on the total transaction amount.

**DELIVERY:**

The majority of equipment is manufactured to order and typically ships within three to six weeks after complete order information is received by the factory. In-stock equipment typically ships within two to three days of the factory receiving complete order information.

**RETURNS:**

Items specified as "Manufactured to Order" are NOT returnable.

A Return Material Authorization (RMA) number must be issued by the factory in advance for any items that are returnable. The RMA number MUST be noted on the outside of the returned package. Returns must be received within 90 days of the RMA issue date. Shipping charges must be prepaid. A minimum 20% restocking charge will be applied to all authorized returns if received in new, unused condition in the original packaging.

The above conditions apply to spare part returns, except spare part returns must be received within 30 days of original shipment for electronic or electrical parts or within 90 days for all other parts.

**LOSS OR DAMAGE:**

For customer routed shipments, Glastender, Inc. is not responsible for any loss, damage, or delay of merchandise during shipment. Such transit claims must be filed with the carrier. Merchandise must be examined on arrival. If shortages occur, Glastender, Inc. must be notified in writing within five (5) days of delivery to honor any shortage claim. Glastender will assume responsibility for freight claims on Prepay and Add shipments but the customer must inspect freight and note any damage upon receipt. Failure to do so may result in losses at the customer's expense.

**CUSTOM ORDERS:**

Custom orders must be paid in advance and are not subject to cancellation.

**LAMINATES:**

Some products include common, readily available plastic laminates of the customer's selection. There may be an additional charge if uncommon varieties are ordered.

05/18/10

# WARRANTY STATEMENT

## APPLICABLE TO ALL PRODUCTS SOLD WITHIN THE UNITED STATES AND CANADA

**LABOR:** Glastender, Inc. warrants all products to be free of defects in material and workmanship. In established areas, a start-up is included with glasswasher models GT-24 and GT-30. A 1-year labor warranty applies to the following glasswashers: all GW24 models, GT-18 models purchased at May 1, 2011 or later pricing, and GT-24 and GT-30 models purchased at January 1, 2012 or later pricing. Self-contained refrigeration models, except beer line chillers, include a 1-year labor warranty, for the duration of one year from date of installation or up to 18 months from date of factory shipment, whichever occurs sooner. For warranty labor claims beyond 15 months from the date of factory shipment, proof of date of installation or occupancy must be provided. Authorization for labor must be obtained from Glastender within the warranty period and prior to the service being performed. Labor warranty applies to the United States and Canada only.

**PARTS:** Within one year from date of installation or 18 months from date of factory shipment, whichever occurs sooner, Glastender, Inc. will replace any part or assembly found defective under normal use and service. Field replacement parts include a warranty of 90 days from date of installation.

**FOUR YEAR ADDITIONAL COMPRESSOR WARRANTY:** Glastender will warrant to the original user the compressor for all self-contained refrigeration models for an additional four years following the regular one-year warranty period. This plan applies to the compressor only.

A warranty claim form **MUST** accompany all returned defective parts or assemblies. This form **MUST** be completed in full. Failure to do so may result in delay or denial of credit. Any defective part or assembly must be returned to Glastender, Inc., Saginaw, Michigan, with all transportation and delivery charges prepaid. Warranty repairs or replacements will be shipped FOB factory in Saginaw, Michigan. Reimbursement for applicable freight charges covers ground service only.

Glastender provides in-warranty repairs during a service company's regular working days and hours. There is no provision for payment of a premium rate during "overtime" hours. When warranty service is requested during other than normal working hours, the end user will be charged the premium portion of the overtime rate.

The warranty does not cover equipment subjected to accidents, freight damage, alterations from the original design, improper power and/or plumbing hookups, improper chemical use, general misuse, or lack of routine required maintenance as determined by Glastender, Inc. Installation, normal control adjustments, general maintenance, correcting an installation error, or service calls that reveal the unit is functioning normally will not be reimbursed under warranty.

Condenser coils on self-contained refrigeration products must be cleaned regularly. Failure to provide adequate air flow to a refrigeration unit will void the warranty.

Glastender shall not be liable for loss of use, revenue, or profit, or for any other indirect, incidental, special, or consequential damage including, but not limited to, product spoilage or loss.

This warranty is conditioned upon Glastender receiving notice of any defect subject to this warranty within sixty (60) days of its discovery by the end user or dealer. All products are warranted only for the initial place of installation. Removal of a product automatically terminates this warranty.

### SECOND YEAR EXTENDED PARTS & LABOR WARRANTY:

Glastender's one-year parts and labor warranty on self-contained refrigeration units, excluding beer line chillers, can be extended to two years with the purchase of a two year parts and labor warranty. Specify part number EWR2 (\$150 net price) when ordering.

**EXPORT WARRANTY** - One year parts only.

### EXCLUSION OF WARRANTIES

EXCEPT AS PROVIDED ABOVE, GLASTENDER MAKES NO WARRANTIES, EXPRESS OR IMPLIED, INCLUDING, BUT NOT LIMITED TO, ANY IMPLIED WARRANTY OF MERCHANTABILITY, FITNESS FOR A PARTICULAR PURPOSE OR NON-INFRINGEMENT.

### LIMITATION OF REMEDIES AND DAMAGES

If Buyer makes a valid and timely claim as outlined above, Glastender's liability and Buyer's remedies under this agreement will be limited solely to labor charges authorized and/or replacement or credit, at Glastender's option, with respect to Products returned at Buyer's expense within thirty (30) days after warranty repair. GLASTENDER'S LIABILITY WILL IN NO EVENT BE GREATER IN AMOUNT THAN THE PURCHASE PRICE OF THE RETURNED PRODUCTS. GLASTENDER WILL NOT BE LIABLE UNDER ANY CIRCUMSTANCE FOR CONSEQUENTIAL OR INCIDENTAL DAMAGES, INCLUDING, BUT NOT LIMITED TO, LABOR COSTS EXCEPT AS COVERED UNDER OUR WARRANTY, LOST PROFITS OR THE LOSS OF PERISHABLE PRODUCTS RESULTING FROM THE USE OF OR INABILITY TO USE OUR PRODUCTS OR FROM OUR PRODUCTS' INCORPORATION INTO OR BECOMING A COMPONENT OF ANY OTHER PRODUCT. NEITHER PARTY WILL HAVE ANY NEGLIGENCE OR OTHER TORT LIABILITY TO THE OTHER, OR TO ANY THIRD PARTY, ARISING FROM ANY BREACH OF THIS AGREEMENT.

### GOVERNING LAW - JURISDICTION

The terms and conditions of an order are to be governed and construed according to the laws of the State of Michigan, without regard to conflict of laws principles. Buyer hereby consents to the jurisdiction and venue of the courts located in Saginaw County, Michigan.

No representative, distributor, dealer, or any other person is authorized to modify this warranty. This warranty replaces all other written or verbal warranties.

NOTE: Glastender, Inc.'s policy of constant quality improvement means that prices, specifications, and policies are subject to change without notice. Questions regarding this warranty should be directed to Glastender's Customer Service Representative.

11/11/11

## **IMPORTANT!!**

### Attention Refrigeration Service Companies

Please review the important warranty information on this page. If you believe a service call should be covered by the factory, please call the factory for authorization between 8AM and 5PM EST, Monday through Friday.

