



Project: _____	AIA# _____
Item #: _____ Qty: _____	SIS# _____
Model #: _____	

**Pass-Thru Coolers
Four, Six and Eight Door
Self-Contained**

PT - - - H(/)

Size:
60 = 60" Four Door
84 = 84" Six Door
108 = 108" Eight Door

Refrig. Compartment:
L = Left or R = Right

Base Height:
1 = 1"
6 = 6" Legs

Door Hinge Location†:
(from left to right)
L = Left or R = Right

Top Style:
N = No finished top
L = Laminated
S = Stainless

Door Style:
B = Black vinyl-clad
U = Unlaminated
L = Laminated
S = Stainless
G = Glass
X = Stainless Glass
Y = Laminated Glass



† Specify a hinge location for each door

Standard Features

- Self-contained
- All stainless steel interior construction
- Foamed-in-place CFC free insulation
- Galvanized steel sub-top
- Black vinyl-clad steel exterior front and sides
- Six foot grounded cord and plug (exits at rear)
- Stainless steel die cast handle
- Automatic defrost timer
- Stainless steel evaporator housing with separate removable evaporator drain pan
- Automatic condensate evaporator
- Leg sockets recessed into base
- 1/2" thick ABS plastic threshold scuff plate
- 180° swinging doors

Specifications

Electrical

- 120V, 1 phase, 60 Hz, 8.8 full load amps
- Dedicated 15 amp circuit is required
- Includes a 6 foot grounded cord and plug which exits the back of refrigeration compartment

Refrigeration

- PT60 - 1/3 HP, R22 refrigerant
- PT84 and PT108 - 1/3 HP, R404a refrigerant

Operating Range

- 34° F to 40° F

Plumbing

- Automatic condensate evaporator. No drain connection required

Shelving

- Two adjustable coated shelves and one bottom coated rack per door included

Legs

- 1-5/8" diameter
- Stainless steel bullet feet

Materials

- 22 gauge stainless steel parts include: interior floor, walls, ceiling, front of cabinet, and evaporator housing
- 22 gauge black vinyl-clad parts include: sides, standard doors, and compressor compartment housing
- 22 gauge galvanized steel parts include: exterior sub-top
- 16 gauge stainless steel parts include: legs
- 16 gauge galvanized steel parts include: base and compressor compartment base plate
- 16 gauge zinc plated CR steel parts include: leg sockets
- 12 gauge stainless steel parts include: hinges, hinge brackets, and lock brackets

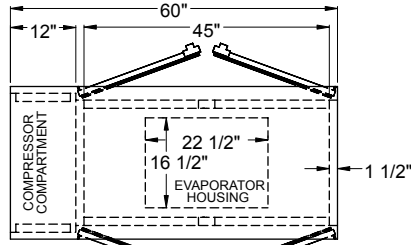
Glastender, Inc. • 5400 N Michigan Rd • Saginaw, MI • 48604-9780 989.752.4275 • 800.748.0423 • Fax 989.752.4444 www.glastender.com	Approval/Notes:
---	-----------------

Specifications subject to change without notice. For current specifications please visit our website.

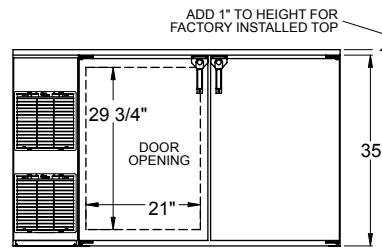
Self-Contained Pass-Thru Coolers

Dimensional Information

PT60

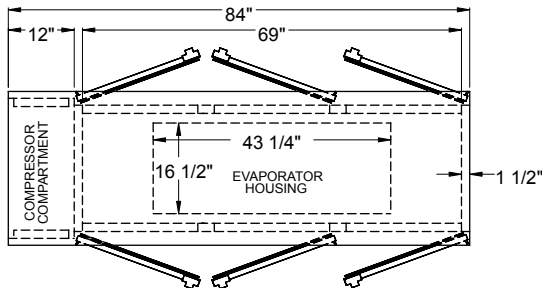


Plan View

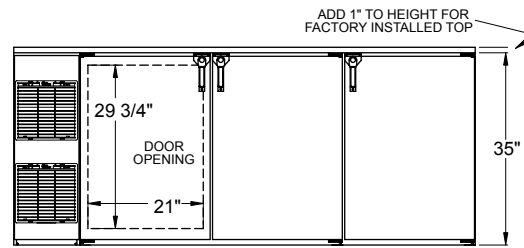


Front Elevation

PT84

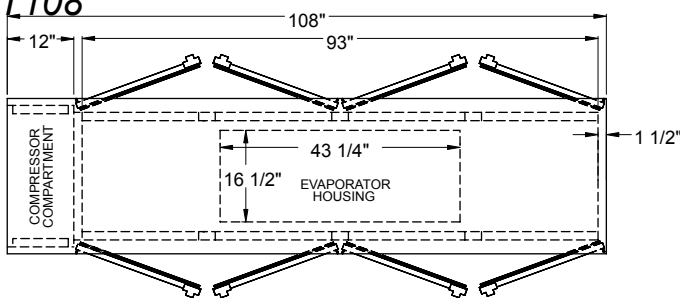


Plan View

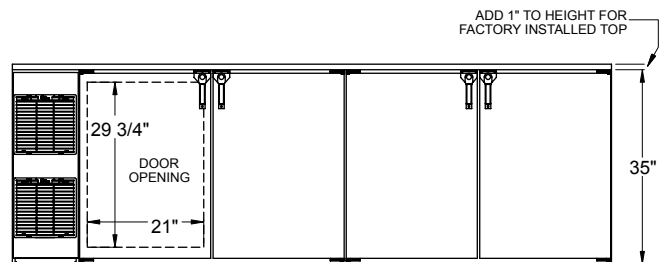


Front Elevation

PT108

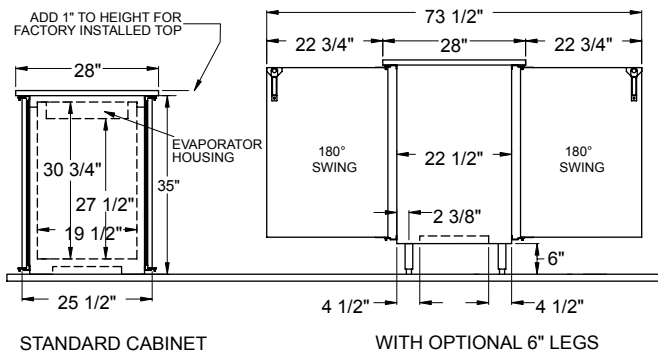


Plan View

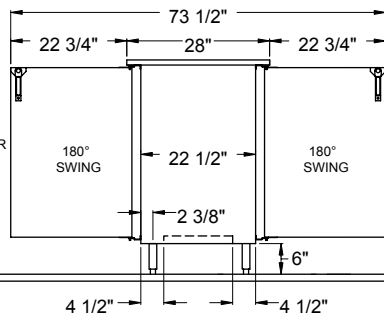


Front Elevation

Side View All Models



STANDARD CABINET



WITH OPTIONAL 6" LEGS

Model	Capacity: 12 oz. bottle / 1/2 barrels	Refrigeration	Voltage	Amps
PT60	12.83 cases / 2 half barrel	1/3 H.P. / R22	120v / 60 Hz / 1 phase	8.8 full load
PT84	19.25 cases / 4 half barrels	1/3 H.P. / R404a	120v / 60 Hz / 1 phase	8.8 full load
PT108	28.58 cases / 5 half barrels	1/3 H.P. / R404a	120v / 60 Hz / 1 phase	8.8 full load

Note: Available with compressor left or right. Compressor left model shown. Use Model Number Key to specify location when ordering.



5400 N Michigan Rd • Saginaw, MI • 48604-9780
989.752.4275 • 800.748.0423 • Fax 989.752.4444
www.glastender.com