

Project: _____	AIA# _____
Item #: _____ Qty: _____	SIS# _____
Model #: _____	

Drop-In Rinser Faucet

DI-RF7, DI-RF12, DI-RF18, DI-RF24

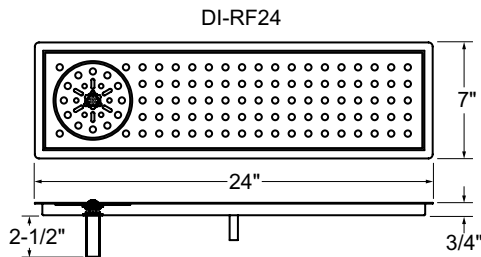
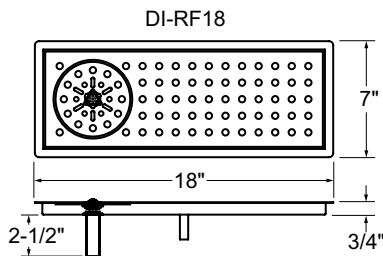
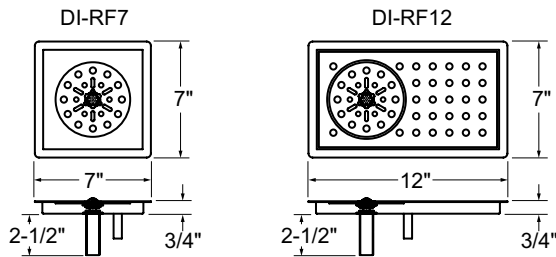


DI-RF7



DI-RF24

Dimensional Information



Standard Features

- All stainless steel construction
- Pan includes radius interior corners for easy cleaning
- Drain is a 1/2" welded tailpiece that exits from the bottom of the unit
- Drain pan includes 1/2" flange
- Installation kit includes: 10' of clear vinyl drain tube, five - 4" Ty-wraps, and two - 1/2" plastic elbows
- Install by making cut-out in work surface (see Cut-Out Dimensions under Specifications). Apply silicone sealant to underside of flange. Set in place and finish plumbing the unit.

Installation Notes

- Important: Unit must be installed in conformance with applicable federal, state, and local plumbing codes, including adequate backflow when required.
- Install in-line water regulator (included).
- A separate shut-off valve is recommended (not included).

Specifications

Drains

- 1/2" welded tailpiece

Cut-out Dimensions


- Model DI-RF7 - 6-1/4" by 6-1/4"
- Model DI-RF12 - 6-1/4" by 11-1/4"
- Model DI-RF18 - 6-1/4" by 17-1/4"
- Model DI-RF24 - 6-1/4" by 23-1/4"

Materials

- All stainless steel

Faucet

- Accepts 3/8" cold water lead
- 30 psi water pressure regulator included

<p>03012383 Rinser Faucet Assembly</p>	 Intertek <small>4004503</small> <small>Conforms to NSF/ANSI STD 372</small>
--	---

To view cleaning and care instructions, please visit:
http://www.glastender.com/PDF/F-423-011_ss_clean_care.pdf

Glastender, Inc. • 5400 North Michigan Road • Saginaw, MI • 48604-9780
989.752.4275 • 800.748.0423 • Fax 989.752.4444
www.glastender.com

Specifications subject to change without notice. For current specifications please visit our website.

Approval/Notes: