


Project: _____	AIA# _____
Item #: _____ Qty: _____	SIS# _____
Model #: _____	

Drop-In Mixology Wells

DI-MW24, DI-MW30, DI-MW36



DI-MW30
Top View



DI-MW30
Front View



Intertek
4004503
Conforms to ANSI/NSF STD 2



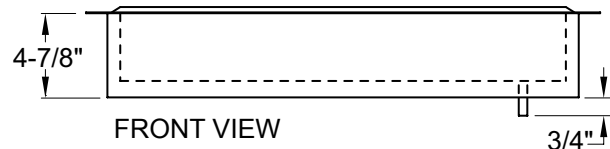
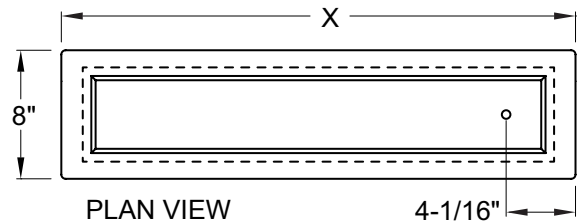
DI-MW30
Shown dressed
(1/9th pans and bottles not included)

Standard Features

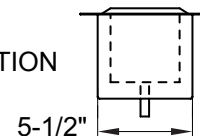
- Stainless steel top and interior liner
- PVC plastic breaker strip around well liner: creates 5/16" raised edge around liner and acts as thermal barrier to prevent heat transfer
- CFC-free foamed-in-place insulation
- Galvanized steel exterior wrap
- 4" deep well liner is 3-3/4" front-to-back
- Designed to hold up to 3-1/2" wide bottles or 1/9th pans
- Installation kit includes: 10' of clear vinyl drain tube, five - 4" Ty-wraps, one - 1/2" PVC elbow, one - 1/2" nylon elbow, and one drainline splicer
- Install by making cut-out in work surface (see Cut-Out Dimensions under Specifications). Make initial drain connection, especially if access to drain is limited once the unit is in place. Apply silicone sealant to underside of flange. Set in place and finish plumbing the drain line.

Dimensional Information

X = Left to right dimension is 24", 30", or 36"



SIDE ELEVATION



Specifications

Drains

- 1/2" welded tailpiece

Liner

- 4" deep and 3-3/4" front-to-back

Cut-out Dimensions

- Model DI-MW24 - 6-1/2" by 22-1/2"
- Model DI-MW30 - 6-1/2" by 28-1/2"
- Model DI-MW36 - 6-1/2" by 34-1/2"

Materials

- 22 gauge galvanized steel parts include: exterior wrap and bottom
- 20 gauge stainless steel parts include: interior liner
- 18 gauge stainless steel parts include: top

To view cleaning and care instructions, please visit:
http://www.glastender.com/PDF/F-423-011_ss_clean_care.pdf

Glastender, Inc. • 5400 North Michigan Road • Saginaw, MI • 48604-9780 989.752.4275 • 800.748.0423 • Fax 989.752.4444 www.glastender.com	Approval/Notes:
Specifications subject to change without notice. For current specifications please visit our website.	